


RAPIDI




# Welcome to Open Office Hours

## *Session 3: Connections - D365 ODATA Cloud*

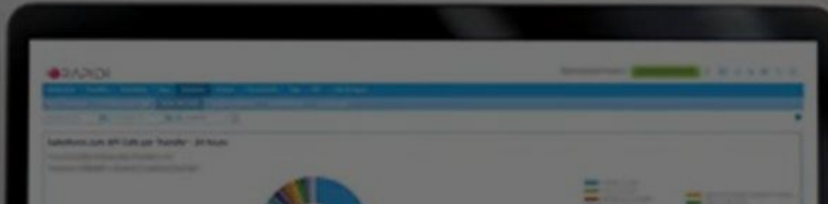


**Andreea Arseni**

Senior Data Integration Consultant  
& Customer Success




# Agenda



- MyRapidI: Connections - D365 ODATA Cloud
- Questions
- Upcoming Sessions
- Resources

# MyRapidi: Connections - D365 ODATA Cloud




# Recap: Connecting to D365 OData Cloud in MyRapid

## Available Connection Types:

- MS Dynamics 365 BC (NAV) OData - Business Central Cloud
- MS Dynamics 365 FO (AX) OData - Finance Cloud
- MS Dynamics 365 CRM OData - Sales CRM

## Setup Steps:

1. Register Application in Azure Portal
  - Add the redirect URL
  - Grant API permissions (delegated + application)
  - Generate and save client secret
2. Link Azure App in D365
  - Register new Microsoft Entra application in D365
  - Enter the Azure App (Client) ID to establish the link
  - Assign required permissions to the app
3. Configure Connection in MyRapid
  - Create new D365 OData connection
  - Enter Tenant ID, Client ID, Client Secret, and Environment URL
  - Test connection and Read Design to verify tables are accessible



**Questions?**



info@rapidionline.com  
www.rapidionline.com  
MyRapidi.com/wiki

# Register for the upcoming sessions...

## Open Office Hours — Quick Links

- Main page (what it is + upcoming sessions): Open Office Hours

<https://www.rapidionline.com/resources/open-office-hours>

- Complete Season 1 schedule (all 12 sessions + phases): Season 1 schedule

<https://www.rapidionline.com/product-updates/open-office-hours-season-1>

- Session 4 page (full details + registration): Connections: Salesforce & Hubspot

<https://www.rapidionline.com/resources/open-office-hours/connections-salesforce-hubspot>

# Complete Schedule for OOH Season 1

## PHASE 1: FOUNDATION (JANUARY)

Learn to navigate MyRapid!, structure transfers, and connect your systems.

Date	Session Title	Key Topics
Jan 15	MyRapid! Interface Walkthrough	Navigation, Transfers, Schedules, Groups, LinkStorages
Jan 22	Transfer Design 101	Actions, patterns, avoiding duplicates, design vs runtime
Jan 29	Connections: D365 OData Cloud	Azure App Registration, OAuth2, permissions, testing

## PHASE 2: CONFIGURATION (FEBRUARY)

Master field mappings, timestamps, error handling, and CRM connections.


Date	Session Title	Key Topics
Feb 5	Connections: Salesforce & HubSpot	OAuth flows, user permissions, re-authorization
Feb 12	Field Mappings	Type conversions, conditional defaults, lookups, nulls
Feb 19	Timestamps & RTI	Change detection, Runtime Information Register, patterns
Feb 26	Continue on Error & Data Errors	Error handling, interpreting errors, and reprocessing safely

## PHASE 3: ADVANCED (MARCH-APRIL)

Advanced troubleshooting, optimization, and multi-company patterns.

Date	Session Title	Key Topics
Mar 5	Logs & Runs	Troubleshooting flow, reading logs, isolating issues
Mar 12	Link Storage Deep Dive	Cross-referencing IDs, naming, import/export, and safety
Mar 19	Scheduling	Run windows, overlaps, dependencies, and time zones
Mar 26	Triggers & Near-Real-Time Patterns	When to trigger, rate limiting, polling vs triggers
Apr 9	Tags & Reusability	Parameterization, multi-company, variable substitution
Apr 16	AI Albert & MCP Server	AI Assistant Albert with examples & MCP server setup to Rapid!





# Give us Feedback

[https://www.getfeedback.com/r/GLRQ1hn\\_W](https://www.getfeedback.com/r/GLRQ1hn_W)



info@rapidionline.com  
www.rapidionline.com  
MyRapidi.com/wiki

# RESOURCES (1)

Documentation: [MyRapidi.com/wiki](https://myrapidi.com/wiki)

Support: <https://www.rapidionline.com/support>

Submit a case: <https://www.rapidionline.com/support/submit-a-case>

Subscribe to Product Updates: <https://www.rapidionline.com/product-updates>

Product Releases Notes: [https://myrapidi.com/wiki/product\\_release\\_notes](https://myrapidi.com/wiki/product_release_notes)



## SIMPLE

With a standard subscription  
you can create new integrations yourself



## FAST

Rapidi can be  
implemented as standard in just a few days



## ROBUST

No programming and  
proven best practice configurations



## FLEXIBLE

Any transfer can be in  
any direction or bi-directional

# RESOURCES (2)

[Connections \(General Overview\)](#)

[Connections - Microsoft Dynamics 365 Business Central, OData](#)

[How to connect D365 Finance via Azure \(Video Tutorial\)](#)

[How to update the client secret on OData Connections](#)

[Connections - Microsoft Dynamics 365 Sales CRM](#)



**SIMPLE**

With a standard subscription  
you can create new integrations yourself



**FAST**

Rapidi can be  
implemented as standard in just a few days



**ROBUST**

No programming and  
proven best practice configurations



**FLEXIBLE**

Any transfer can be in  
any direction or bi-directional

# THANK YOU!

*[www.rapidionline.com](http://www.rapidionline.com)*



**Andreea Arseni**

Senior Data Integration Consultant & Customer Success  
aa@rapidionline.com