


RAPIDI




Welcome to Open Office Hours

Session 5: Field Mappings

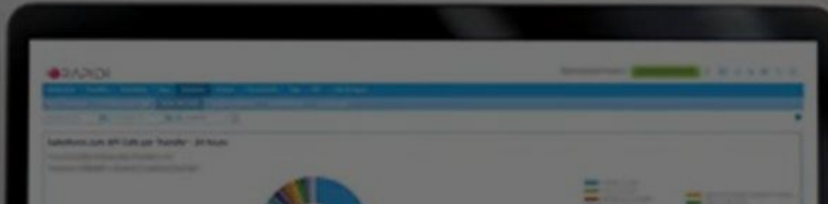


Andreea Arseni

Senior Data Integration Consultant
& Customer Success



Agenda




- Rapidi Formulas Overview
- MyRapidi: Field Mappings
- Best Practices
- Questions
- Upcoming Sessions
- Resources

Rapidi Formulas Overview

- **Formulas** let you transform data on the fly as it moves between systems. They go in the Field List Mapping, and always start with ## (e.g., ##CURRENTDATE()).
- **Syntax basics:** Single quotes " " enclose text strings. Double quotes "" enclose field names.
- **Formulas by Category :**
 - **Type Conversions** - These handle the most common challenge: systems store the same data in different formats:
 - **##FORMAT("Date", '%Y-%m-%dT%H:%M:%SZ')**
 - **Conditional Logic & Defaults** - Set values based on conditions — essential when source data is missing, blank, or needs to be mapped differently.
 - **##CASE("Departmentcode", 'East', 1, 'West', 2, 'North', 3, 99)**
 - **Lookups** - Match values across systems by looking up data from other tables or lists.
 - **##DBLOOKUP('DESTDS', 'Salesperson/Purchaser', 'ExternalID', 'OwnerID', 'Code')**
 - **Text Manipulation — Concatenation & Splitting** - Combine, split, or reshape text fields to match the destination format.
 - **##COPY("Name", 0, 6)**

MyRapidi: Field Mappings




Best Practices: Field Mappings

- **Start simple, then layer.** Get a basic `##COPY` or `##CONVERT` working first before adding nested logic.
- **Always handle blanks.** Use `BLANKVALUE`, `ISBLANK+IF`, or `SKIPFIELD` — empty source fields are the #1 cause of transfer errors.
- **##ERROR = hard stop, ##MESSAGE = yellow flag.** Use `ERROR` to block bad or missing records, `MESSAGE` to flag records for review without stopping the transfer.

Key Syntax Reminders:

- All formulas start with `##` in the Source Field;
- Text strings use single quotes: `'my text'`; Field names use double quotes : `"Address 2"`;
- **Lookups** — Match values across systems using three approaches:
 - `DESTDS` → query the destination system
 - `SOURCEDDS` → query the source system
 - `LSLOOKUP` → look up from Link Storage values
- Formulas can be nested: `##CASE(ISEMAIL("E-Mail"),1,"E-Mail",SKIPFIELD())`.



Questions?



info@rapidionline.com
www.rapidionline.com
MyRapidi.com/wiki

Register for the upcoming sessions...

Open Office Hours — Quick Links

- Main page (what it is + upcoming sessions): Open Office Hours
<https://www.rapidionline.com/resources/open-office-hours>
- Complete Season 1 schedule (all 12 sessions + phases): Season 1 schedule
<https://www.rapidionline.com/product-updates/open-office-hours-season-1>
- Session 6 page (full details + registration): Timestamps & RTI
<https://www.rapidionline.com/open-office-hours-timestamps-rti>

Complete Schedule for OOH Season 1

PHASE 1: FOUNDATION (JANUARY)

Learn to navigate MyRapidi, structure transfers, and connect your systems.

Date	Session Title	Key Topics
Jan 15	MyRapidi Interface Walkthrough	Navigation, Transfers, Schedules, Groups, LinkStorages
Jan 22	Transfer Design 101	Actions, patterns, avoiding duplicates, design vs runtime
Jan 29	Connections: D365 OData Cloud	Azure App Registration, OAuth2, permissions, testing

PHASE 2: CONFIGURATION (FEBRUARY)


Master field mappings, timestamps, error handling, and CRM connections.

Date	Session Title	Key Topics
Feb 5	Connections: Salesforce & HubSpot	OAuth flows, user permissions, re-authorization
Feb 12	Field Mappings	Type conversions, conditional defaults, lookups, nulls
Feb 19	Timestamps & RTI	Change detection, Runtime Information Register, patterns
Feb 26	Continue on Error & Data Errors	Error handling, interpreting errors, and reprocessing safely

PHASE 3: ADVANCED (MARCH-APRIL)

Advanced troubleshooting, optimization, and multi-company patterns.

Date	Session Title	Key Topics
Mar 5	Logs & Runs	Troubleshooting flow, reading logs, isolating issues
Mar 12	Link Storage Deep Dive	Cross-referencing IDs, naming, import/export, and safety
Mar 19	Scheduling	Run windows, overlaps, dependencies, and time zones
Mar 26	Triggers & Near-Real-Time Patterns	When to trigger, rate limiting, polling vs triggers
Apr 9	Tags & Reusability	Parameterization, multi-company, variable substitution
Apr 30	AI in MyRapidi - An Overview	Introduction to AI in MyRapidi
May 7	AI Albert Agent	AI Assistant Albert with examples
May 14	MCP Server	MCP server setup for Rapidi



Give us Feedback

https://www.getfeedback.com/r/GLRQ1hn_W



info@rapidionline.com
www.rapidionline.com
MyRapidi.com/wiki

RESOURCES (1)

Documentation: [MyRapidi.com/wiki](https://myrapidi.com/wiki)

Support: <https://www.rapidionline.com/support>

Submit a case: <https://www.rapidionline.com/support/submit-a-case>

Subscribe to Product Updates: <https://www.rapidionline.com/product-updates>

Product Releases Notes: https://myrapidi.com/wiki/product_release_notes



SIMPLE

With a standard subscription
you can create new integrations yourself



FAST

Rapidi can be
implemented as standard in just a few days



ROBUST

No programming and
proven best practice configurations



FLEXIBLE

Any transfer can be in
any direction or bi-directional

RESOURCES (2)

[Rapidi Formulas](#)

[Mapping Options in Rapidi](#)

[How to hardcode a field](#)

[Field List Mappings Overview](#)



SIMPLE

With a standard subscription
you can create new integrations yourself



FAST

Rapidi can be
implemented as standard in just a few days



ROBUST

No programming and
proven best practice configurations



FLEXIBLE

Any transfer can be in
any direction or bi-directional

THANK YOU!

www.rapidionline.com



Andreea Arseni

Senior Data Integration Consultant & Customer Success
aa@rapidionline.com